



How to access the e-learning platform?

Tutorial for EBMT Staff

Index

In this tutorial, we will show you:

1. How to access the e-learning platform
2. How to enroll in a course

1. How to access the e-learning platform?

How to access the e-learning platform?

Alternative path

1. Click on the following [link](#) to go to the e-learning log-in area.

Please, notice that you do **not** have to type your Username and Password in this page. You need to go to the link “EBMT Employee”.



Welcome to European Society for Blood and Marrow Transplantation

Log in to view your courses, explore tools and features, and customize your eLearning experience.

If you are an **EBMT member**, please click [EBMT Member](#)

If you are an **EBMT employee**, please click [EBMT Employees](#)

If you are **not a member**, enter your user and password:

Username *

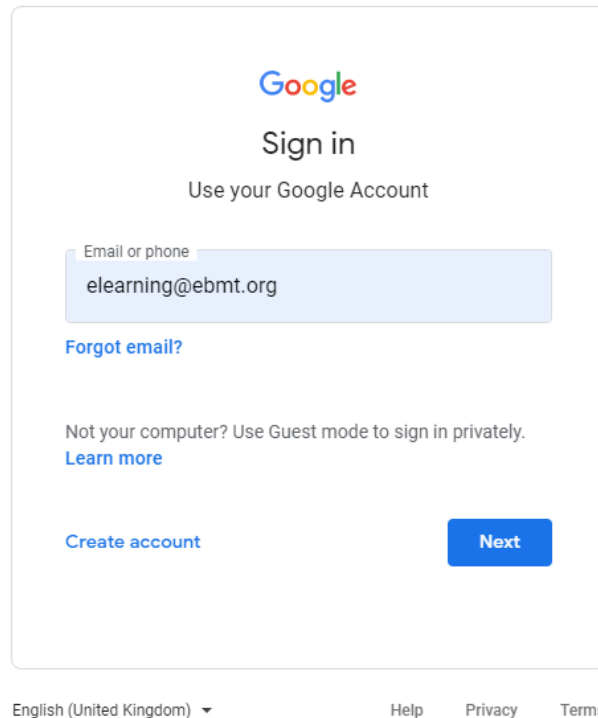
Password *

[Forgot your password?](#)

How to access the e-learning platform?

Recommended path

2. Log with your EBMT.ORG account.



The image shows a Google Sign-in interface. At the top is the Google logo, followed by the text "Sign in" and "Use your Google Account". Below this is a text input field labeled "Email or phone" containing the email address "elearning@ebmt.org". To the left of the input field is a blue link "Forgot email?". Below the input field is a message "Not your computer? Use Guest mode to sign in privately." with a blue link "Learn more". At the bottom left is a blue link "Create account", and at the bottom right is a blue button labeled "Next". At the very bottom of the page, there is a footer with "English (United Kingdom)" and a dropdown arrow, followed by links for "Help", "Privacy", and "Terms".

Google

Sign in

Use your Google Account

Email or phone

elearning@ebmt.org

[Forgot email?](#)

Not your computer? Use Guest mode to sign in privately.
[Learn more](#)

[Create account](#)

Next

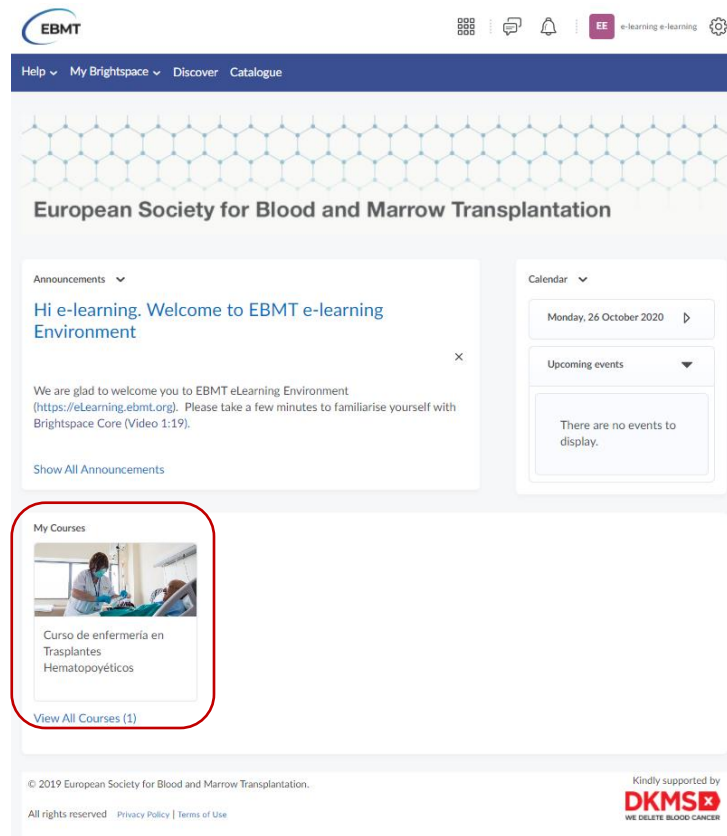
English (United Kingdom) ▼

[Help](#) [Privacy](#) [Terms](#)

How to access the e-learning platform?

Recommended path

- Now, you are on the e-learning platform. The section “My Courses” will gather all the courses in which you are enrolled.



The screenshot displays the EBMT e-learning platform interface. At the top, the EBMT logo is on the left, and navigation icons (grid, chat, bell, EE e-learning e-learning, and settings) are on the right. Below the logo, a dark blue navigation bar contains links for Help, My Brightspace, Discover, and Catalogue. The main header features a molecular structure pattern and the text "European Society for Blood and Marrow Transplantation". The content area is divided into three sections: "Announcements" with a welcome message and a link to the e-learning environment; "Calendar" showing the current date (Monday, 26 October 2020) and a note that there are no upcoming events; and "My Courses", which is highlighted with a red rounded rectangle. The "My Courses" section shows a course titled "Curso de enfermería en Trasplantes Hematopoyéticos" with a thumbnail image of a nurse. A link "View All Courses (1)" is at the bottom of this section. The footer includes copyright information for the European Society for Blood and Marrow Transplantation, a disclaimer, and logos for DKMS and the UKMSI.

EBMT

Help My Brightspace Discover Catalogue

European Society for Blood and Marrow Transplantation

Announcements

Hi e-learning. Welcome to EBMT e-learning Environment

We are glad to welcome you to EBMT eLearning Environment (<https://eLearning.ebmt.org>). Please take a few minutes to familiarise yourself with Brightspace Core (Video 1:19).

Show All Announcements

Calendar

Monday, 26 October 2020

Upcoming events

There are no events to display.

My Courses

Curso de enfermería en Trasplantes Hematopoyéticos

View All Courses (1)

© 2019 European Society for Blood and Marrow Transplantation. All rights reserved Privacy Policy Terms of Use

Kindly supported by DKMS WE DELETE BLOOD CANCER

How to enroll in a course?

How to enroll in a course?

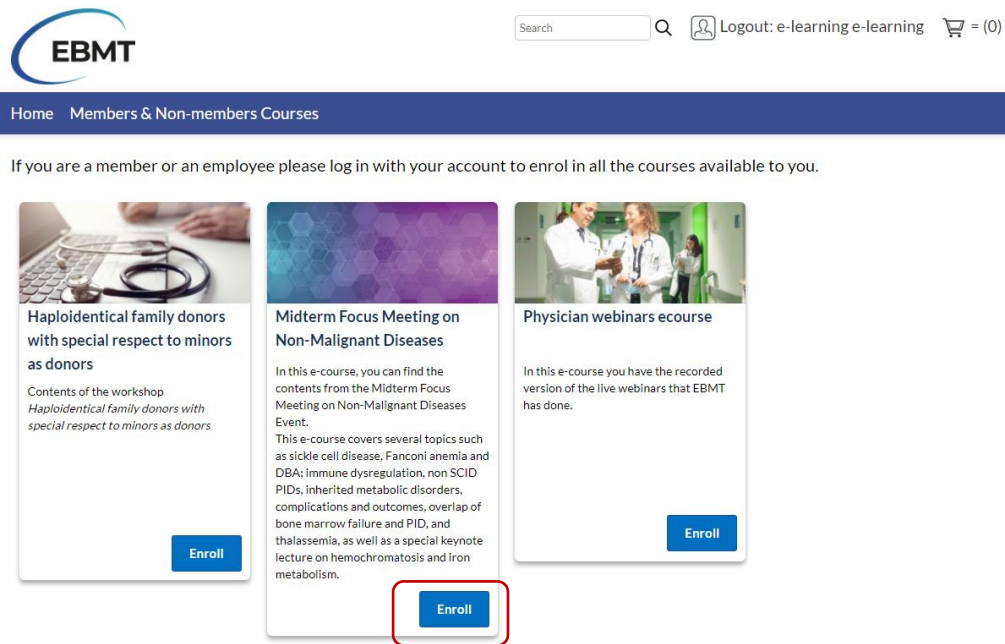
To enroll in a new course, we recommend that you always do it from the e-learning platform:

1. Click “Catalogue” in the blue Navigation bar at the top of the page.

The screenshot shows the EBMT e-learning platform interface. At the top, there is a blue navigation bar with the EBMT logo on the left and several icons on the right: a grid, a speech bubble, a bell, and a gear. Below the navigation bar, the word "Catalogue" is highlighted with a red rectangle. The main content area has a light blue background with a hexagonal pattern. The header of the main content area reads "European Society for Blood and Marrow Transplantation". Below this, there are two main sections. The left section is titled "Announcements" and contains a message: "Hi e-learning. Welcome to EBMT e-learning Environment". Below this message, there is a link to "Show All Announcements". The right section is titled "Calendar" and shows the date "Monday, 26 October 2020". Below the date, there is a section for "Upcoming events" which states "There are no events to display." At the bottom of the page, there is a section titled "My Courses" which features a course titled "Curso de enfermería en Trasplantes Hematopoyéticos" with a small image of a healthcare worker. Below the course title, there is a link to "View All Courses (1)". At the very bottom of the page, there is a footer with copyright information: "© 2019 European Society for Blood and Marrow Transplantation." and a logo for DKMS with the text "WE DELETE BLOOD CANCER".

How to enroll in a course?

2. Select the course from the “Home” or “Members & Non-members” courses menu by clicking “Enroll”.



The screenshot displays the EBMT website interface. At the top, there is a navigation bar with the EBMT logo on the left, a search bar, a user profile icon with the text "Logout: e-learning e-learning", and a shopping cart icon showing "(0)". Below the navigation bar is a dark blue header with the text "Home" and "Members & Non-members Courses". A message below the header states: "If you are a member or an employee please log in with your account to enrol in all the courses available to you." Three course cards are displayed below the message. The first card, titled "Haploidentical family donors with special respect to minors as donors", has a blue "Enroll" button. The second card, titled "Midterm Focus Meeting on Non-Malignant Diseases", has a blue "Enroll" button which is highlighted with a red rectangle. The third card, titled "Physician webinars ecourse", has a blue "Enroll" button.

EBMT

Search Logout: e-learning e-learning (0)

Home Members & Non-members Courses

If you are a member or an employee please log in with your account to enrol in all the courses available to you.

Haploidentical family donors with special respect to minors as donors

Contents of the workshop
Haploidentical family donors with special respect to minors as donors

Enroll

Midterm Focus Meeting on Non-Malignant Diseases

In this e-course, you can find the contents from the Midterm Focus Meeting on Non-Malignant Diseases Event.

This e-course covers several topics such as sickle cell disease, Fanconi anemia and DBA; immune dysregulation, non SCID PIDs, inherited metabolic disorders, complications and outcomes, overlap of bone marrow failure and PID, and thalassemia, as well as a special keynote lecture on hemochromatosis and iron metabolism.

Enroll

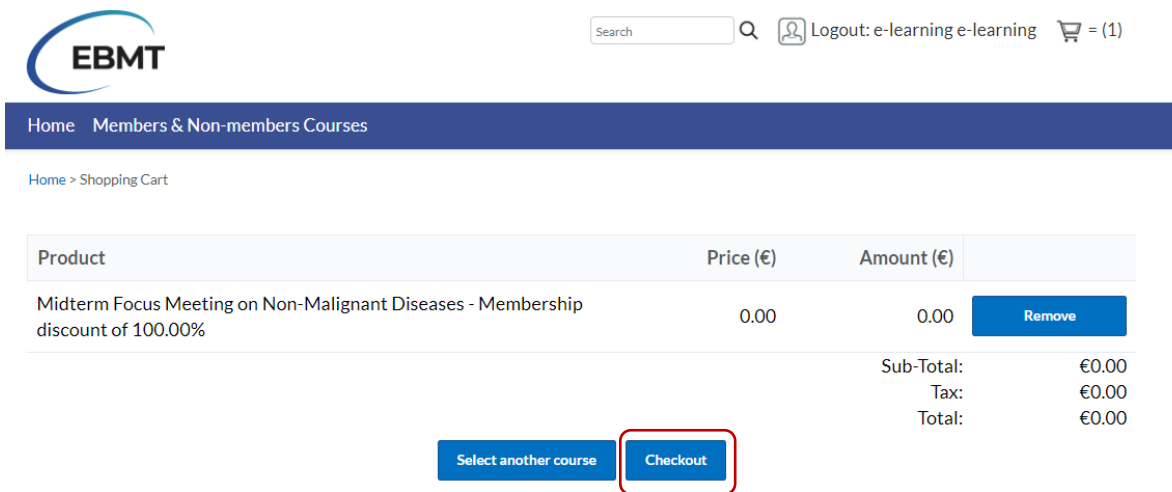
Physician webinars ecourse

In this e-course you have the recorded version of the live webinars that EBMT has done.

Enroll

How to enroll in a course?

3. Click on “Checkout”.



The screenshot shows the EBMT e-learning shopping cart interface. At the top, there is a search bar, a user profile icon with the text "Logout: e-learning e-learning", and a shopping cart icon with "(1)". Below this is a dark blue navigation bar with "Home" and "Members & Non-members Courses". Underneath, a breadcrumb trail reads "Home > Shopping Cart". The main content area features a table with the following items:

Product	Price (€)	Amount (€)	
Midterm Focus Meeting on Non-Malignant Diseases - Membership discount of 100.00%	0.00	0.00	Remove

Below the table, the summary is shown:

- Sub-Total: €0.00
- Tax: €0.00
- Total: €0.00

At the bottom, there are two buttons: "Select another course" and "Checkout". The "Checkout" button is highlighted with a red rectangular border.

© 2020 European Society for Blood and Marrow Transplantation.

All rights reserved [Privacy Policy](#) | [Terms of Use](#)

Kindly supported by
DKMS
WE DELETE BLOOD CANCER

How to enroll in a course?

4. Complete all the fields required with the *. Please, notice that even though our courses are free for staff, we require the billing information.
5. When you are ready, select “Proceed”

Country:*

Select a country

Email address:*

elearning@ebmtshare.org

Your phone number:

Important Information

The personal data provided will be used for managing your access to register to the EBMT e-learning courses and to assess the participants profiles in order to facilitate contents of interest for future courses and events. This data will be processed according to the General Data Protection Regulation (GDPR 2016/679) and stored in an electronic database property of EBMT which will be allocated in the EEA (European Economic Area) or in countries that are provided with the same level of protection for privacy. Data Subjects have the right of access, rectification, limitation and erasure of his/her personal data and to withdraw consent. If as a Data Subject you wish to exercise any of the rights listed above, please write to data.protection@ebmt.org. For further information please go to the [Privacy Policy](#).

☐ I agree to the [Terms and Conditions](#) of this sale.*

All fields with an * are required.

Cancel

Proceed

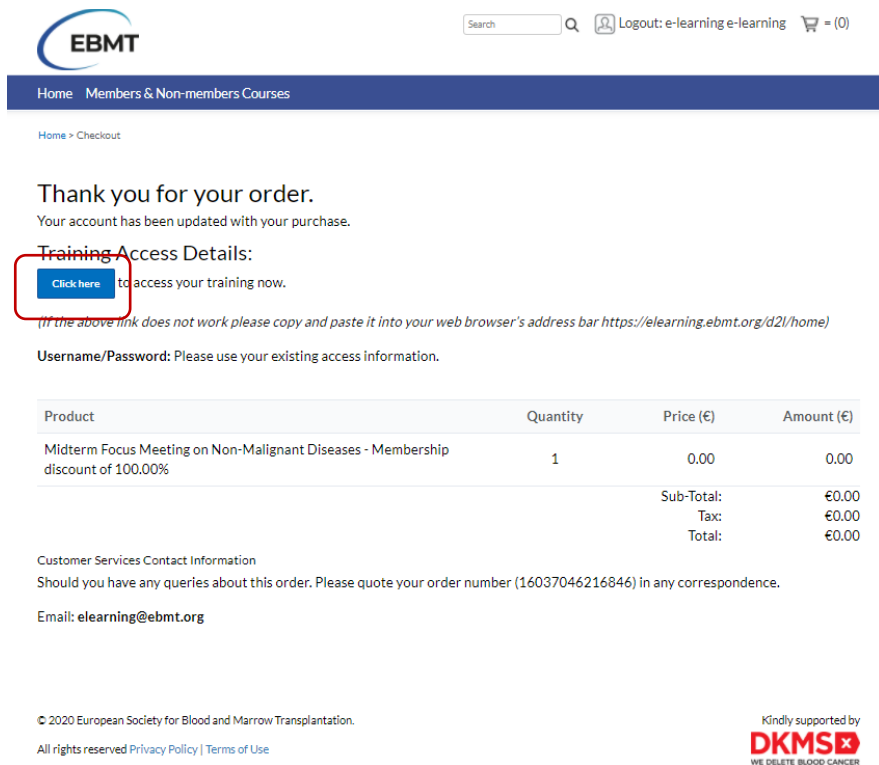
© 2020 European Society for Blood and Marrow Transplantation.

All rights reserved [Privacy Policy](#) | [Terms of Use](#)

Kindly supported by
DKMS
WE DELETE BLOOD CANCER

How to enroll in a course?

- Go to “Click here” to access the course you just enrolled in



The screenshot shows the EBMT e-learning portal. At the top, there is a navigation bar with the EBMT logo, a search bar, and links for Logout, e-learning, and a shopping cart. Below the navigation bar, a dark blue banner contains the text "Home Members & Non-members Courses". Underneath, a breadcrumb trail reads "Home > Checkout". The main content area has a heading "Thank you for your order." followed by the message "Your account has been updated with your purchase." Below this, a section titled "Training Access Details:" contains a blue button labeled "Click here" which is highlighted with a red rectangle. To the right of the button is the text "to access your training now." Below the button, a note in italics states: "(If the above link does not work please copy and paste it into your web browser's address bar https://elearning.ebmt.org/d2l/home)". Further down, a line of text reads "Username/Password: Please use your existing access information." Below this is a table with four columns: Product, Quantity, Price (€), and Amount (€). The table contains one row for "Midterm Focus Meeting on Non-Malignant Diseases - Membership discount of 100.00%" with a quantity of 1, a price of 0.00, and an amount of 0.00. To the right of the table, a summary section shows "Sub-Total: €0.00", "Tax: €0.00", and "Total: €0.00". Below the table, a section titled "Customer Services Contact Information" provides the text: "Should you have any queries about this order. Please quote your order number (16037046216846) in any correspondence." and the email address "Email: elearning@ebmt.org". At the bottom of the page, there is a copyright notice "© 2020 European Society for Blood and Marrow Transplantation." and a link "All rights reserved Privacy Policy | Terms of Use". In the bottom right corner, there is a logo for DKMS with the text "Kindly supported by" above it and "WE DELETE BLOOD CANCER" below it.

EBMT

Search Q Logout: e-learning e-learning = (0)

Home Members & Non-members Courses

Home > Checkout

Thank you for your order.
Your account has been updated with your purchase.

Training Access Details:

[Click here](#) to access your training now.

(If the above link does not work please copy and paste it into your web browser's address bar https://elearning.ebmt.org/d2l/home)

Username/Password: Please use your existing access information.

Product	Quantity	Price (€)	Amount (€)
Midterm Focus Meeting on Non-Malignant Diseases - Membership discount of 100.00%	1	0.00	0.00
		Sub-Total:	€0.00
		Tax:	€0.00
		Total:	€0.00

Customer Services Contact Information
Should you have any queries about this order. Please quote your order number (16037046216846) in any correspondence.
Email: elearning@ebmt.org

© 2020 European Society for Blood and Marrow Transplantation.
All rights reserved Privacy Policy | Terms of Use

Kindly supported by
DKMS
WE DELETE BLOOD CANCER

How to enroll in a course?

7. The course will appear in your “My Courses” area.
8. You can start the course by clicking on it.

The screenshot shows the EBMT e-learning environment interface. At the top, there is a navigation bar with the EBMT logo, a grid icon, a chat icon, a bell icon, and a user profile icon labeled 'EE e-learning e-learning'. Below the navigation bar, there is a dark blue header with the text 'Help', 'My Brightspace', 'Discover', and 'Catalogue'. The main content area has a light blue background with a hexagonal pattern. The title 'European Society for Blood and Marrow Transplantation' is displayed. Below the title, there are two main sections: 'Announcements' and 'Calendar'. The 'Announcements' section contains a welcome message: 'Hi e-learning. Welcome to EBMT e-learning Environment'. Below this, it says: 'We are glad to welcome you to EBMT eLearning Environment (https://eLearning.ebmt.org). Please take a few minutes to familiarise yourself with Brightspace Core (Video 1:19)'. There is a 'Show All Announcements' link. The 'Calendar' section shows the date 'Monday, 26 October 2020' and a section for 'Upcoming events' which states 'There are no events to display.' Below these sections, there is a 'My Courses' section. It contains two course cards. The first card is titled 'Midterm Focus Meeting on Non-Malignant Diseases' and has a purple hexagonal pattern background. The second card is titled 'Curso de enfermería en Trasplantes Hematopoyéticos' and has a photo of a person in a lab coat. A red rounded rectangle highlights the 'My Courses' section. Below the course cards, there is a link 'View All Courses (2)'. At the bottom of the page, there is a footer with the text '© 2019 European Society for Blood and Marrow Transplantation.' and 'All rights reserved Privacy Policy Terms of Use'. On the right side of the footer, there is a logo for 'DKMS' with the text 'Kindly supported by' and 'WE DELETE BLOOD CANCER'.

EBMT

Help My Brightspace Discover Catalogue

European Society for Blood and Marrow Transplantation

Announcements

Hi e-learning. Welcome to EBMT e-learning Environment

We are glad to welcome you to EBMT eLearning Environment (https://eLearning.ebmt.org). Please take a few minutes to familiarise yourself with Brightspace Core (Video 1:19).

Show All Announcements

Calendar

Monday, 26 October 2020

Upcoming events

There are no events to display.

My Courses

Midterm Focus Meeting on Non-Malignant Diseases

Curso de enfermería en Trasplantes Hematopoyéticos

View All Courses (2)

© 2019 European Society for Blood and Marrow Transplantation.

All rights reserved Privacy Policy Terms of Use

Kindly supported by
DKMS
WE DELETE BLOOD CANCER

Thanks!

